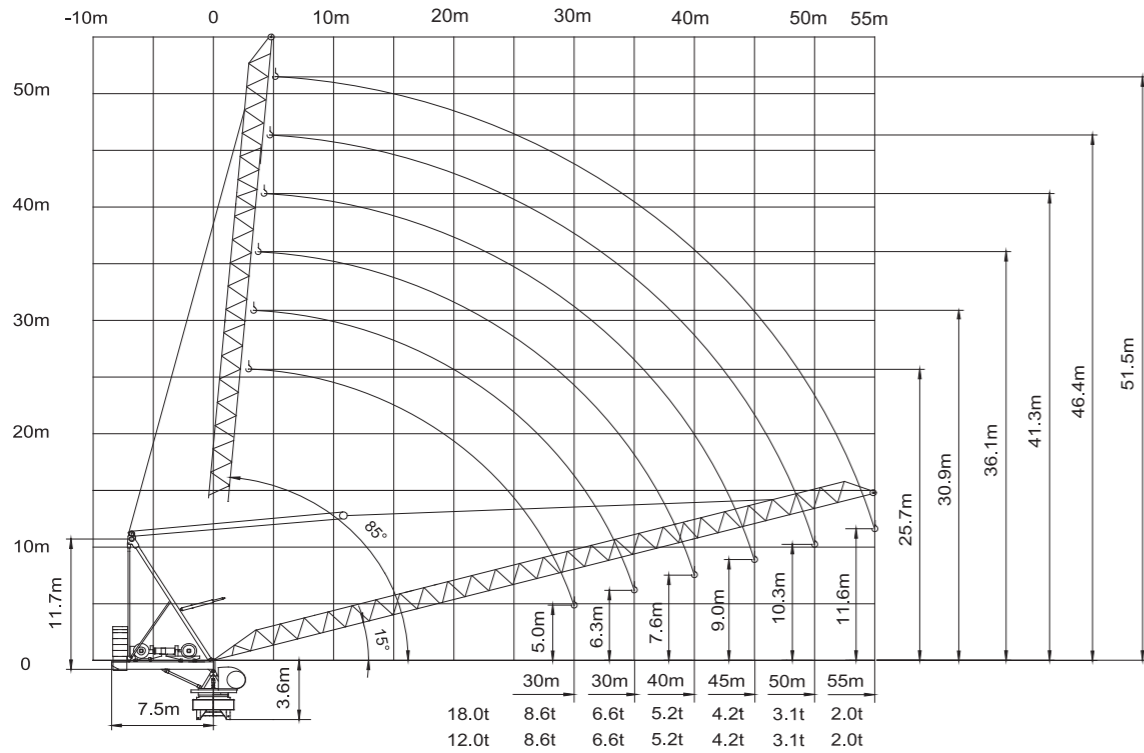


STL230 18t/12t



主要性能參數 Specifications

機構 Mechanism		m/min		t		m/min		t		電機 Motor kW
		m/min	t	m/min	t	m/min	t			
18t	75LFV45DB1 [☆]	0-40	9.0	0-26	13.5	0-20	18.0	1030m > 1030m*	75	
		0-96	3.0	0-64	4.5	0-48	6.0			
		0-160	1.0	0-106	1.5	0-80	2.0			
	75LFV45	0-38	9.0	0-25	13.5	0-19	18.0			
		0-46	6.0	0-30	9.0	0-23	12.0			
		0-76	3.0	0-50	4.5	0-38	6.0			
12t	55LFV30	0-44	6.0	0-30	9.0	0-22	12.0	630m > 630m*	55	
		0-53	4.0	0-40	6.0	0-27	8.0			
		0-88	1.7	0-60	2.6	0-44	3.5			
45DFV40B		15°-85°				2.0min		45		
RTC240		0-0.7				rpm		2x120 N·m		
RT		12.5-25				m/min		4x2.6/5.2		
電壓 Pressure		kVA								
380V (±10%) 50 Hz		75LFV45DB1 : 180			75LFV45 : 165			55LFV30 : 140		

* 與製造商聯繫 Contact us, please.

☆ 标准配置 Standard configuration.

EN 14439 FEM 1005 C/25

本技術參數不受法律約束，技術資訊請詳見相應說明書。
These specifications and data are not legally binding. For any technical information, please refer to corresponding instructions.

辽宁省抚顺市顺城区前岭永茂工业园 113126 YONGMAO Industrial Park, Shuncheng, Fushun Liaoning, China.
Tel: 024-57648899 Fax: 024-57649999 Email: sun@yongmao.com.cn web: www.yongmao.com.cn

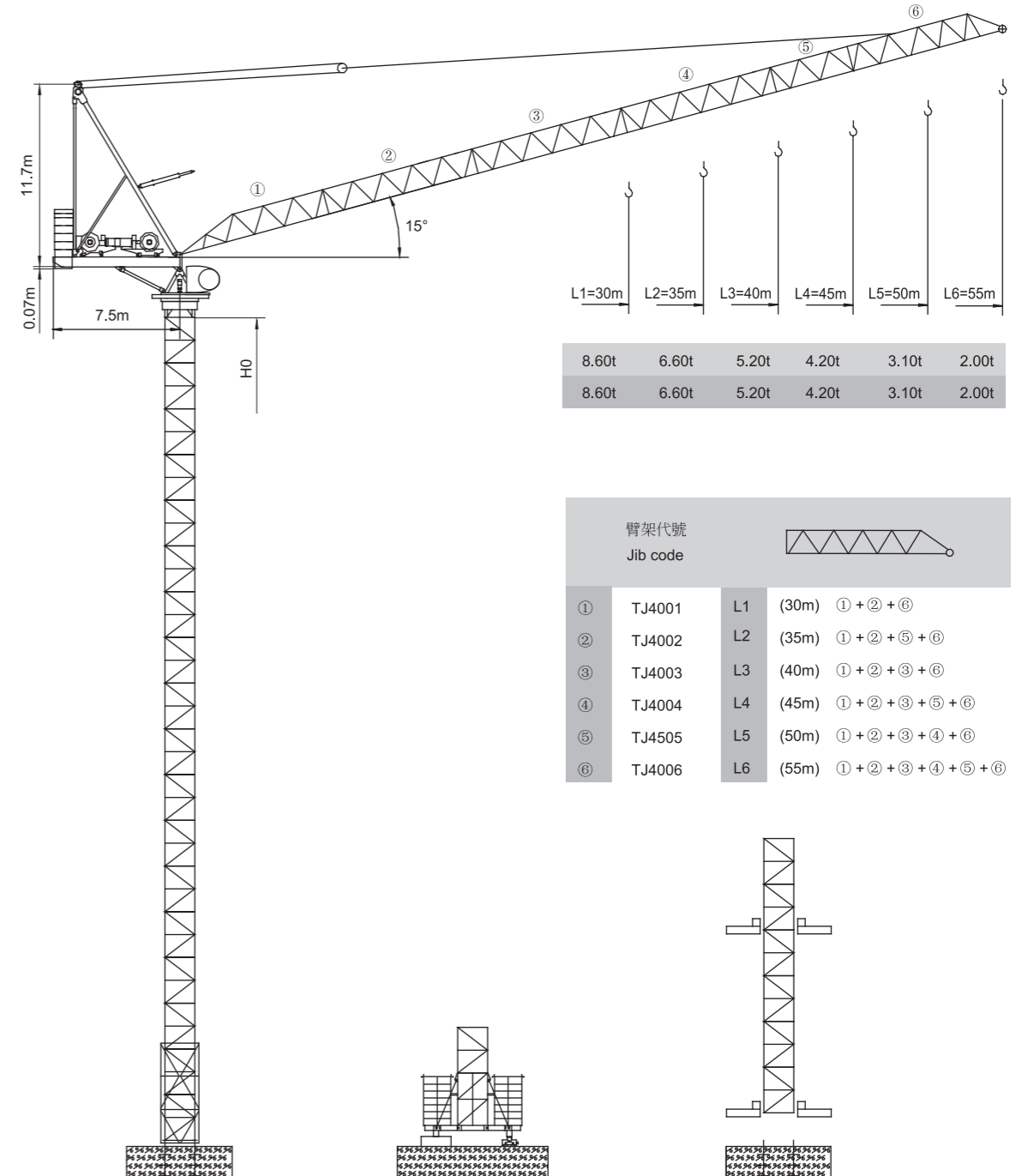
动臂系列 Luffing
V 5.0-03032020

office@sky-line.co.il ,03-9033901 טל'
www.sky-line.co.il ,44820 ברקן 143 א.ת.ד.ד.



永茂建机 YONGMAO

STL230 18t/12t



臂架代號 Jib code		Diagram	
①	TJ4001	L1	(30m) ①+②+⑥
②	TJ4002	L2	(35m) ①+②+⑤+⑥
③	TJ4003	L3	(40m) ①+②+③+⑥
④	TJ4004	L4	(45m) ①+②+③+⑤+⑥
⑤	TJ4505	L5	(50m) ①+②+③+④+⑥
⑥	TJ4006	L6	(55m) ①+②+③+④+⑤+⑥



EN 14439 FEM 1005 C/25

动臂系列 Luffing
V 5.0-03032020



YONGMAO HOLDINGS LIMITED

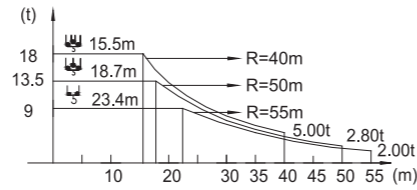


המנוף שלך להצלחה

載荷表 Load Chart

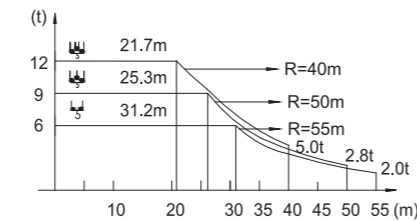
18t T-18-A(B)-1-V1.0

R (m)	倍率 Fall	R(C _{max}) (m)	C _{max} (t)	15	20	25	30	35	40	45	50	55
55	☒	5.10~23.40	9.00	9.00	9.00	8.20	6.33	4.97	3.95	3.15	2.52	2.00
50	☒	4.70~26.30	9.00	9.00	9.00	9.00	7.46	5.90	4.73	3.82	3.10	
45	☒	4.30~27.80	9.00	9.00	9.00	9.00	7.90	6.31	5.12	4.20		
40	☒	3.80~26.90	9.00	9.00	9.00	9.00	7.75	6.18	5.00			
35	☒	3.40~27.20	9.00	9.00	9.00	9.00	7.95	6.40				
30	☒	2.90~28.30	9.00	9.00	9.00	9.00	8.40					



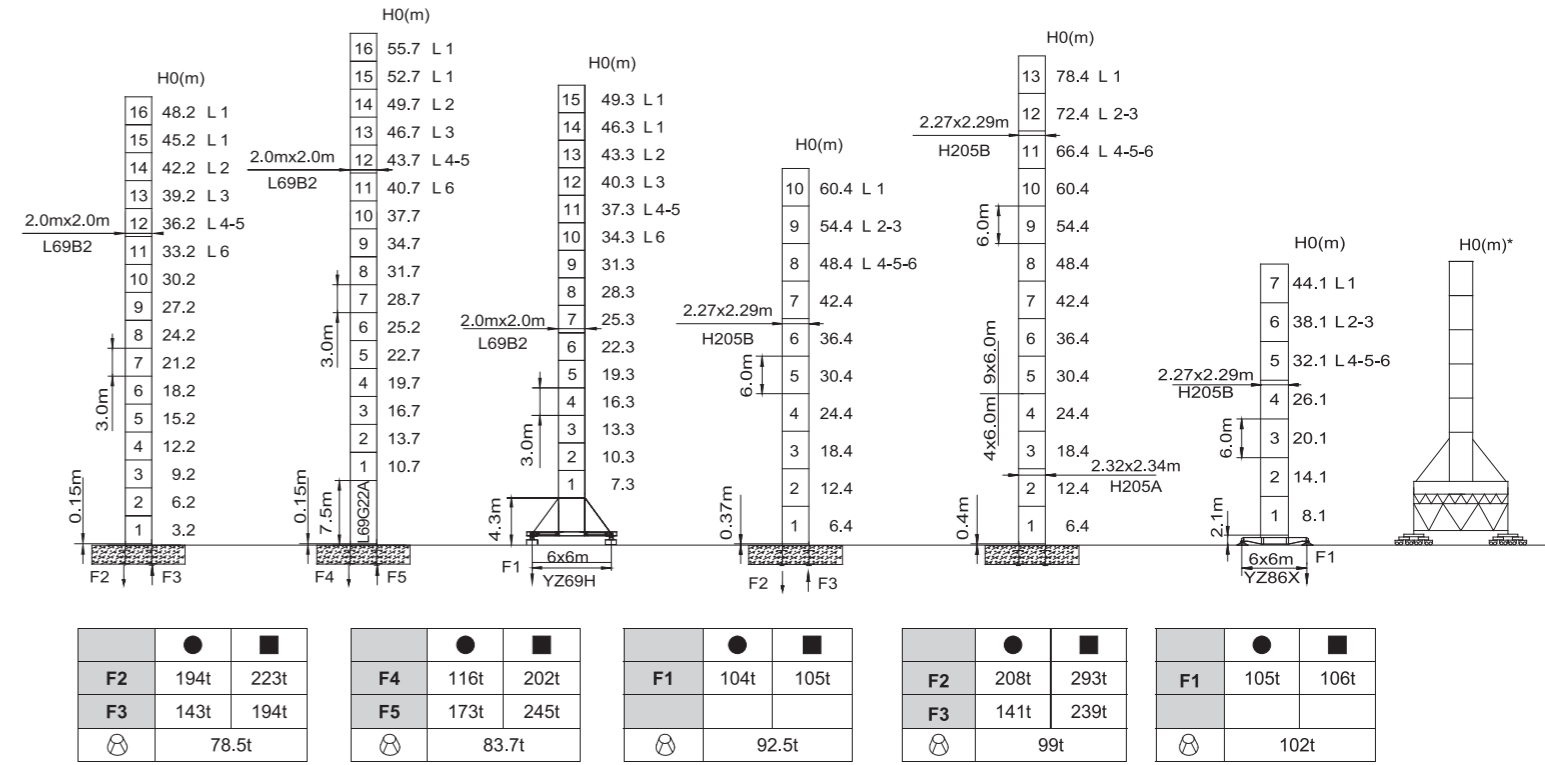
12t T-12-A(B)-1-V1.0

R (m)	倍率 Fall	R(C _{max}) (m)	C _{max} (t)	15	20	25	30	35	40	45	50	55
55	☒	5.10~31.2	6.00	6.00	6.00	6.00	6.00	4.97	3.95	3.15	2.52	2.00
50	☒	4.70~34.6	6.00	6.00	6.00	6.00	6.00	5.90	4.73	3.82	3.10	
45	☒	4.30~36.4	6.00	6.00	6.00	6.00	6.00	6.00	5.12	4.20		
40	☒	3.80~35.7	6.00	6.00	6.00	6.00	6.00	6.00	5.00			
35	☒	3.40~35.0	6.00	6.00	6.00	6.00	6.00	6.00				
30	☒	2.90~30.0	6.00	6.00	6.00	6.00	6.00					

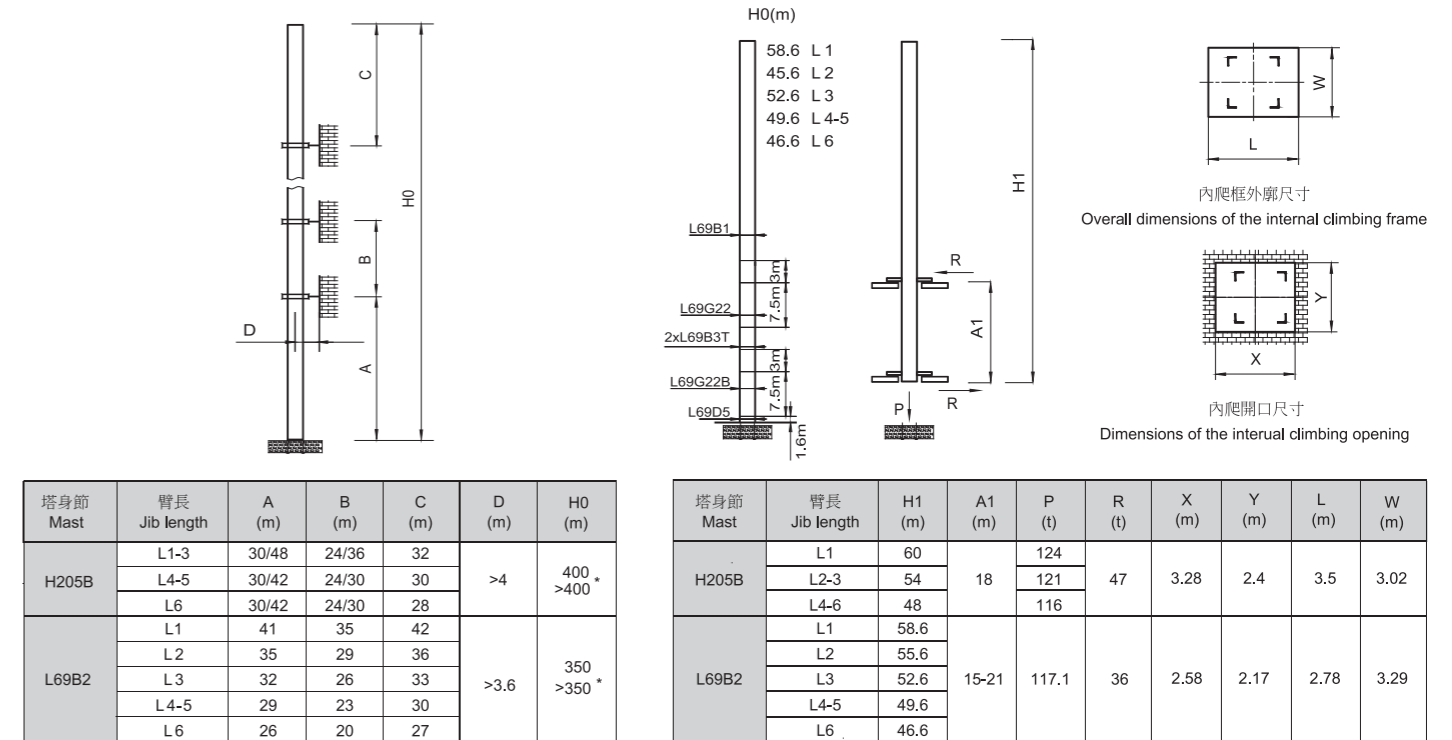


* 20m與25m臂長組合需特配，請與製造商聯繫。

Special configuration is needed with 20m and 25m jib combination. Please contact Yongmao for details.



● 工作狀態支反力 In service reaction ■ 非工作狀態支反力 Out of service reaction
 ○ 整機自由高度重量 (不含平衡重及壓重重量) Total weight of free standing crane (excludes counter weight & ballast.)



附著道數 Number of tie collars=(H0-A-C)/B+1

超過100m高度，需降低載荷，請與公司聯繫。

Load should be reduced when the height exceeds 100m. Please contact Yongmao for details.

250m以下C25風區 C25 wind zone, below 250m

EN 14439 FEM1005 C/25



YONGMAO HOLDINGS LIMITED

EN 14439 FEM1005 C/25



YONGMAO HOLDINGS LIMITED

STL230 18t/12t